




### SPIT JUNCTION & MOSMAN JUNCTION

-  ACCESSIBLE TOILET
-  ACCESSIBLE PARKING
-  CONTINUOUS PATH OF TRAVEL



## Mosman Community Access Guide

- Parks and Reserves
- Continuous Path of Travel
- Mosman Junction
- Spit Junction

For comments and suggestions, please contact the  
Community Development Manager at Mosman  
Council, Phone 9978 4000



**Mosman Municipal Council**

