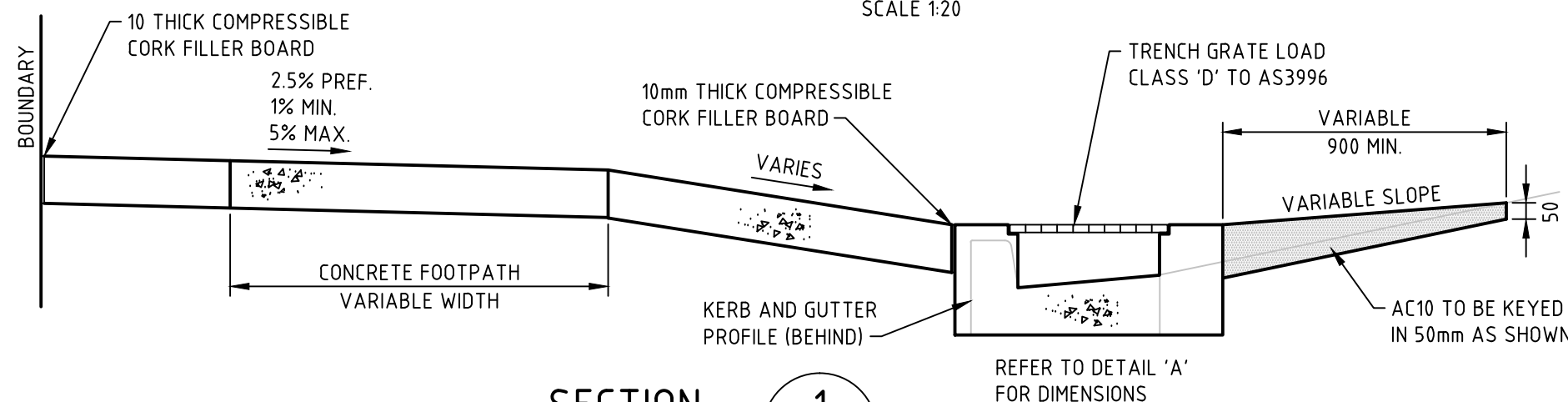
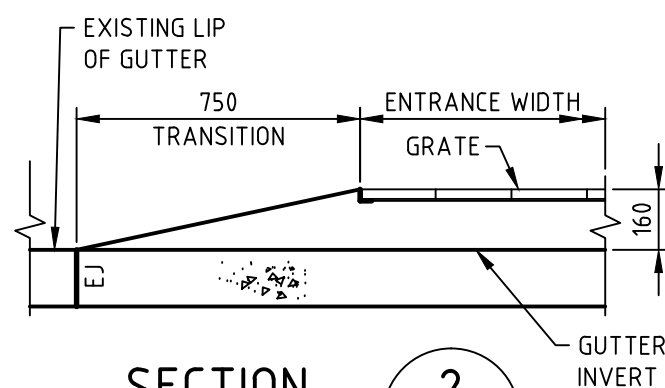


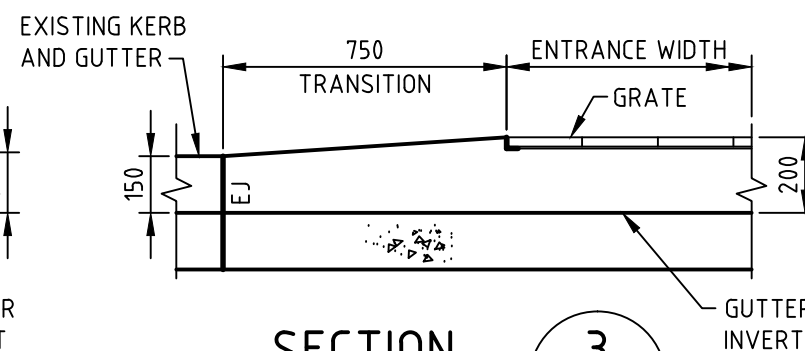
**PLAN**  
SCALE 1:20



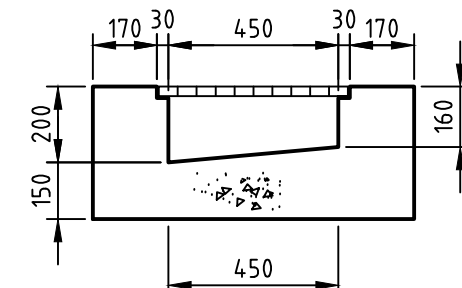
**SECTION 1**  
SCALE 1:20



**SECTION 2**  
SCALE 1:20



**SECTION 3**  
SCALE 1:20



**DETAIL 'A'**  
SCALE 1:20

## NOTES

- ALL CONCRETE TO HAVE A MINIMUM COMPRESSIVE STRENGTH OF 32MPa U.N.O.
- EXISTING GUTTER IS TO BE REMOVED AND NEW GUTTER TO BE CONSTRUCTED.
- ALL NEW CONCRETE SLABS INCLUDING KERB AND GUTTER SHALL BE FOUNDED ON MIN. 75mm DGB20 COMPACTED TO 95% MODIFIED DRY DENSITY.
- IN THE CONSTRUCTION OF GUTTER BRIDGE :- EXISTING ROAD PAVEMENT IS TO BE SAWCUT 900mm U.N.O FROM THE LIP OF GUTTER. UPON COMPLETION OF THE NEW LAYBACK NEW BASECOURSE AND SURFACE TO BE LAID 900mm WIDE U.N.O.
- COUNCIL'S ASSET ENGINEER SHALL BE CONTACTED FOR THE FOLLOWING INSPECTIONS:
  - INITIAL INSPECTION PRIOR TO EXCAVATION
  - FORMWORK INSPECTION
  - FINAL INSPECTION (28 DAYS FOLLOWING COMPLETION OF WORKS)
- AN APPLICATION FOR VEHICULAR CROSSING IS REQUIRED TO BE LODGED PRIOR TO THE INITIAL INSPECTION. THE LETTER OF APPROVAL IS TO BE MAINTAINED ON SITE FOR THE DURATION OF THE WORKS AND BE SUBMITTED FOR INSPECTION ON DEMAND BY ANY COUNCIL AUTHORISED OFFICERS. APPLICATION FOR OTHER PERMITS MAY BE REQUESTED IN CONJUNCTION WITH THIS PERMIT
- THIS DRAWING IS TO BE READ IN CONJUNCTION WITH THE SPECIFICATION FOR VEHICULAR CROSSINGS.
- DIMENSIONS INDICATED IN DRAWING MAY BE AMENDED AT THE DISCRETION OF COUNCIL'S INSPECTING OFFICER TO MEET SITE REQUIREMENTS.
- ALL GUTTER BRIDGE GRATES ARE TO COMPLY WITH AS3996 WITH RESPECT TO:
  - CYCLIST PROOF
  - MEDIUM DUTY (HEAVY DUTY TO BE USED WHERE AREA IS TRAFFICABLE BY MEDIUM TO LARGE TRUCKS)
  - 450mm MINIMUM CLEAR OPENING (UNLESS NOTED OTHERWISE)
  - HINGED
  - GALVANISED GRATE AND FRAME
- MEET EXISTING GUTTER LIP AT BOTH UPSTREAM AND DOWNSTREAM EXTENT OF WORKS.

**Mosman**  
COUNCIL

0 0.5 0.8m  
SCALE 1:20 @A3

## GUTTER BRIDGE

REV.

B

DATE:

MAR 2014

DRAWING No.

SD103