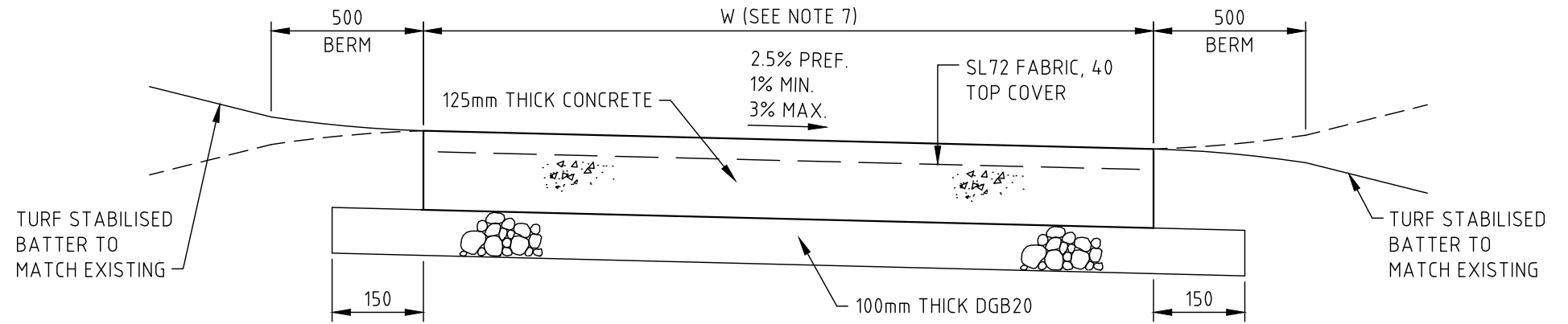
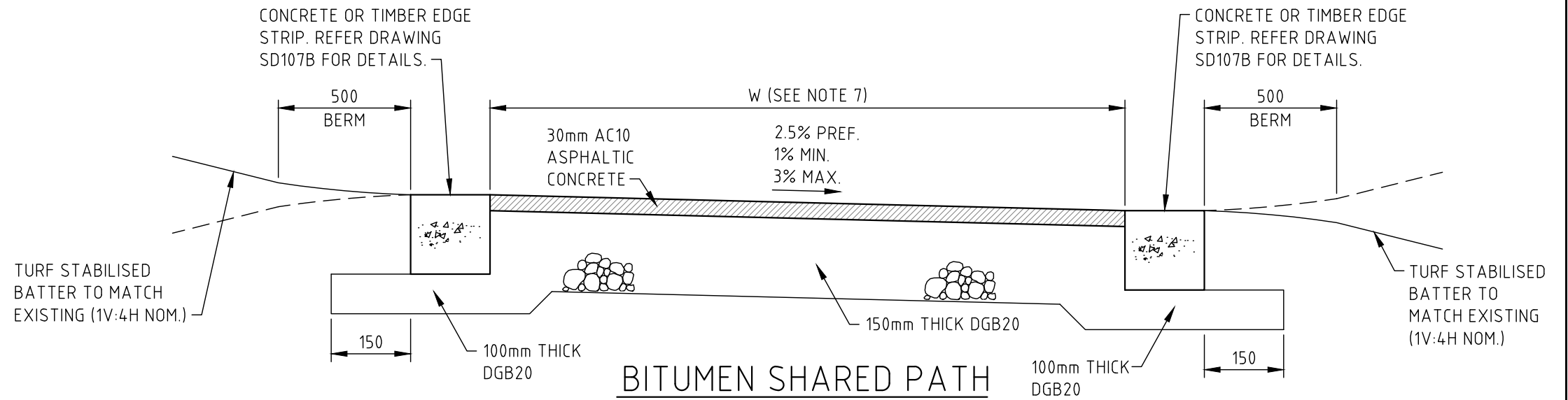


NOTES

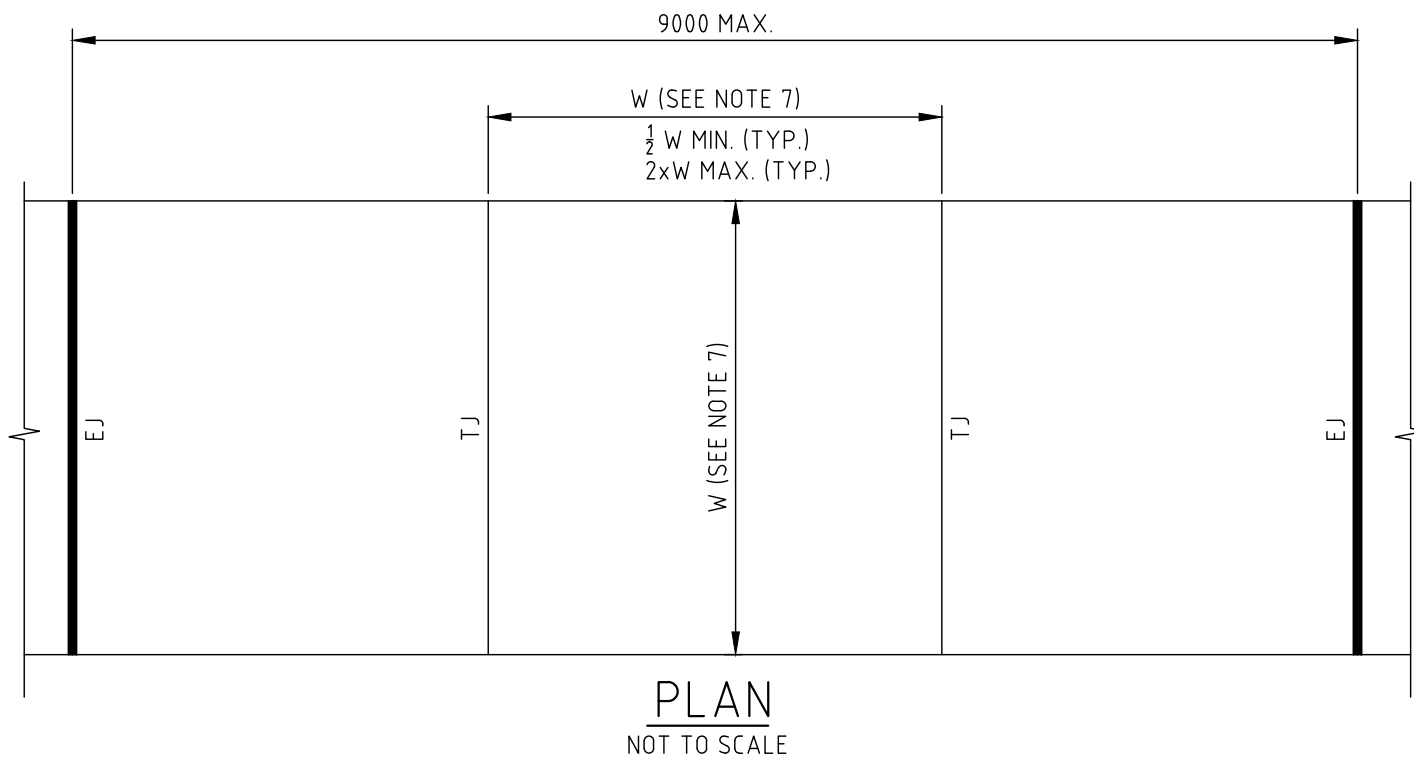
1. ALL CONCRETE TO HAVE A MINIMUM COMPRESSIVE STRENGTH OF 32MPa U.N.O.
2. ALL PATHS SHALL BE IN PLAIN CONCRETE WITH BROOM FINISH AT 90° TO THE DIRECTION OF TRAVEL UNLESS NOTED OTHERWISE.
3. ALL NEW CONCRETE SLABS SHALL BE FOUNDED ON MIN. 100mm DGB20 COMPACTED TO 95% MODIFIED DRY DENSITY.
4. COUNCIL ENGINEER SHALL BE CONTACTED FOR THE FOLLOWING INSPECTIONS:
 - a. INITIAL INSPECTION PRIOR TO EXCAVATION
 - b. FORMWORK INSPECTION
 - c. FINAL INSPECTION (28 DAYS FOLLOWING COMPLETION OF WORKS)
5. FOOTPATH VERTICAL ALIGNMENT TO FOLLOW TOP OF KERB ALIGNMENT WHERE POSSIBLE.
6. SHARED FOOTPATH WIDTH (W) = 2500mm UNLESS INSTRUCTED OTHERWISE BY COUNCIL.
7. FOOTPATHS CROSSFALL SHALL GRADE DOWN TO KERBLINE UNLESS INSTRUCTED OTHERWISE BY COUNCIL.



CONCRETE SHARED PATH
NOT TO SCALE



BITUMEN SHARED PATH
NOT TO SCALE



REFER DRAWING
SD107B FOR
DETAILS

	SHARED PATHS (SHEET 1 OF 2)	
	NOT TO SCALE	REV. B DATE: SEPT 2024
	DRAWING No. SD107A	